

# Integral V

MODULAR BOLT-ON SERIES

**NEW**

The Integral V™ system was developed to reduce costs, increase application flexibility and ease of installation. The rail consists of durable anodized aluminum framing and carbon steel angled raceways. Integral V components consist of various guide rails, snap-in clamps and carriages; each lending itself to high load capacity, rigidity and torque resistance. The **Modular Bolt-On Series** offers increased variability in rail configuration and carriage options.


- **End-joinable for longer runs**
- **Easy to Install**
- **Flexible configurations**
- **Application versatility** - automation, assembly, packaging, food processing, clean room and laboratory equipment



IVTAASR



IVTAATR



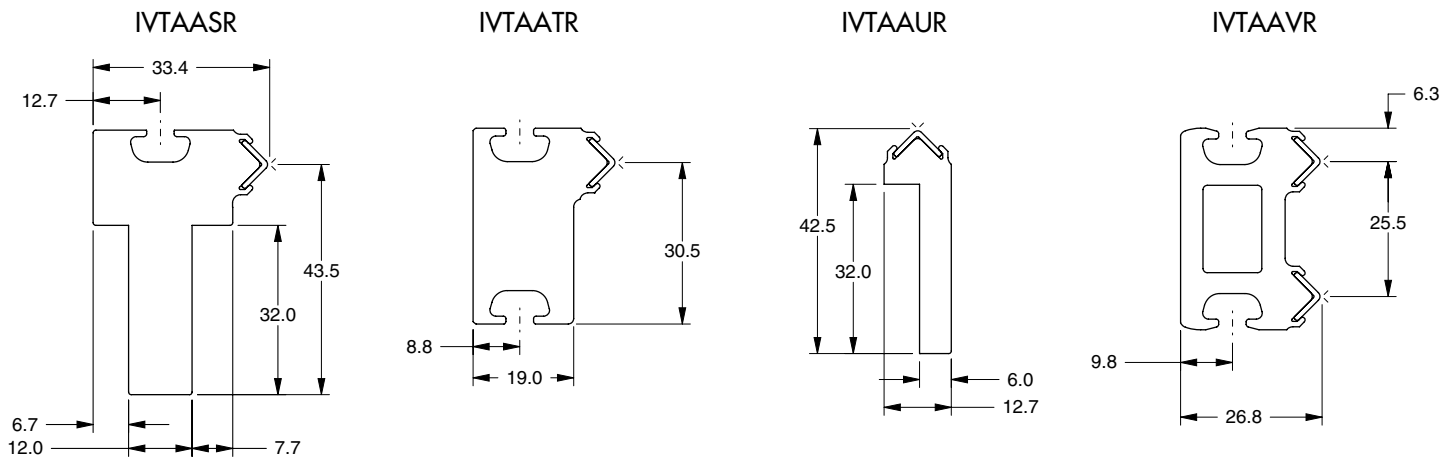
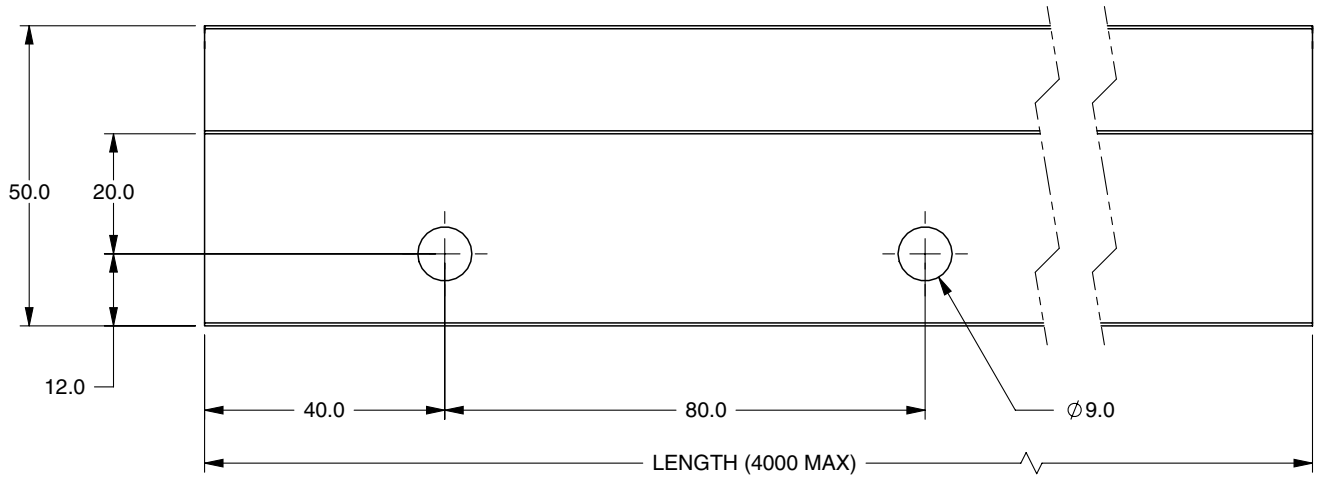
IVTAAUR



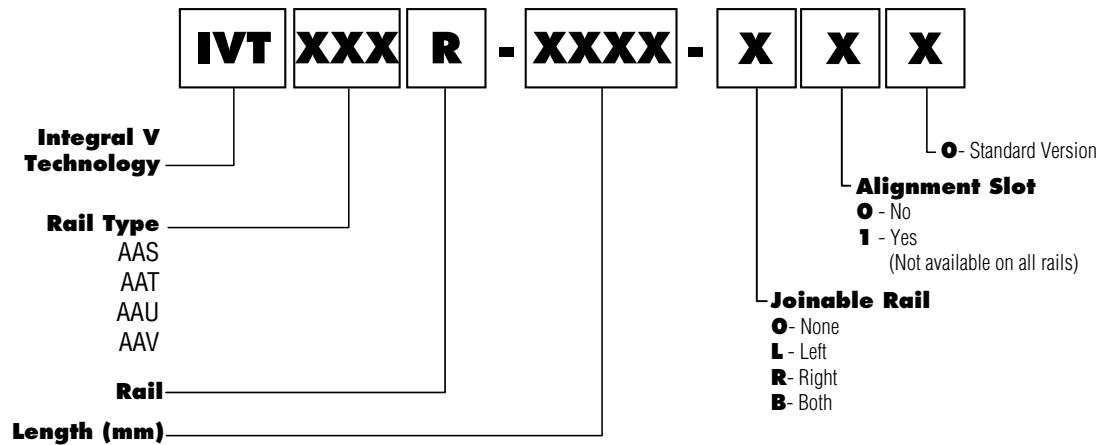
IVTAAVR



## DIMENSIONAL EXAMPLES



## ORDERING INFORMATION



Product information and 2D/3D CAD drawings available for download at [www.pbclinear.com](http://www.pbclinear.com)  
For technical & application information call **1-888-777-1466**